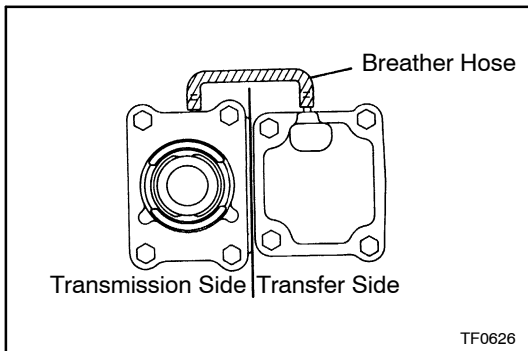
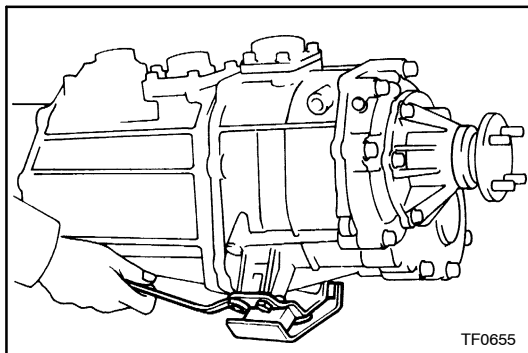


## REMOVAL OF TRANSFER

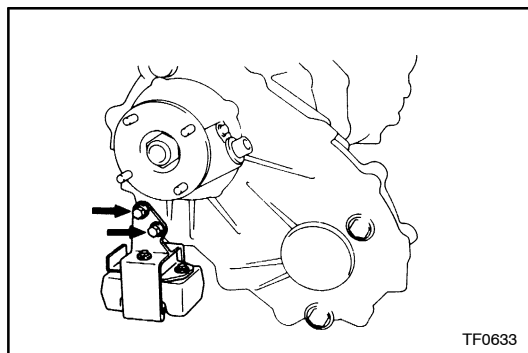


### 1. REMOVE BREATHER HOSE

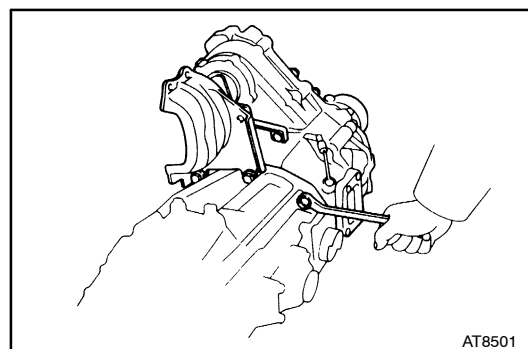
Disconnect the breather hose from transfer upper cover and transmission control retainer.



### 2. REMOVE ENGINE REAR MOUNTING



### 3. REMOVE DYNAMIC DAMPER



### 4. REMOVE PROPELLER SHAFT UPPER DUST COVER AND TRANSFER FROM TRANSMISSION

- (a) Remove the dust cover bolt from the bracket.
- (b) Remove the transfer adaptor rear mounting bolts.

- (c) Pull the transfer straight up and remove it from the transmission.

HINT: Take care not to damage the adaptor rear oil seal with the transfer input gear spline.

